

RIMMERS™

Model R
SMOOTH RIMMING PLUG
WITH REMOTE CONTROL



INTERNAL ROTATING BEADS

PREMIUM
SILICONE

POWERFUL
VIBRATION

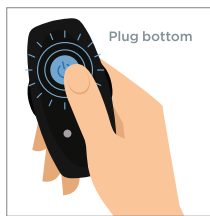
USB
RECHARGEABLE

1

RIMMERS™

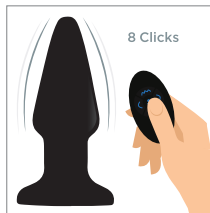
Model R | SMOOTH RIMMING PLUG WITH REMOTE CONTROL

INSTRUCTIONS



Power On Plug:

Press power button, symbol lights up.
The plug is now in stand-by mode.



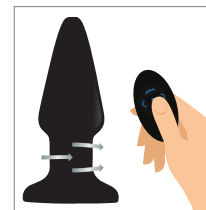
To Change Vibration Speeds and Functions of Plug:

Press top button of wireless remote.
Continue to press the button to switch
through the 8 functions:

- Low Speed
- Medium Speed
- High Speed
- Function 1
- Function 2
- Function 3
- Function 4
- Function 5

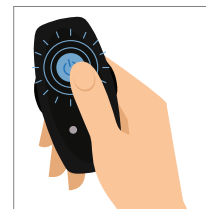
2

RIMMERS™



To Turn On Rotating Beads:

Press the bottom button on remote control.



To Change Speed of Rotating Beads:

Press the right button to increase speed.
Press the left button to decrease speed.

- Low
- Medium
- High

To Change Functions of Rotating Beads:

Press either the power button on the base of
the plug or the bottom button on the wireless
remote to go through the 3 functions:

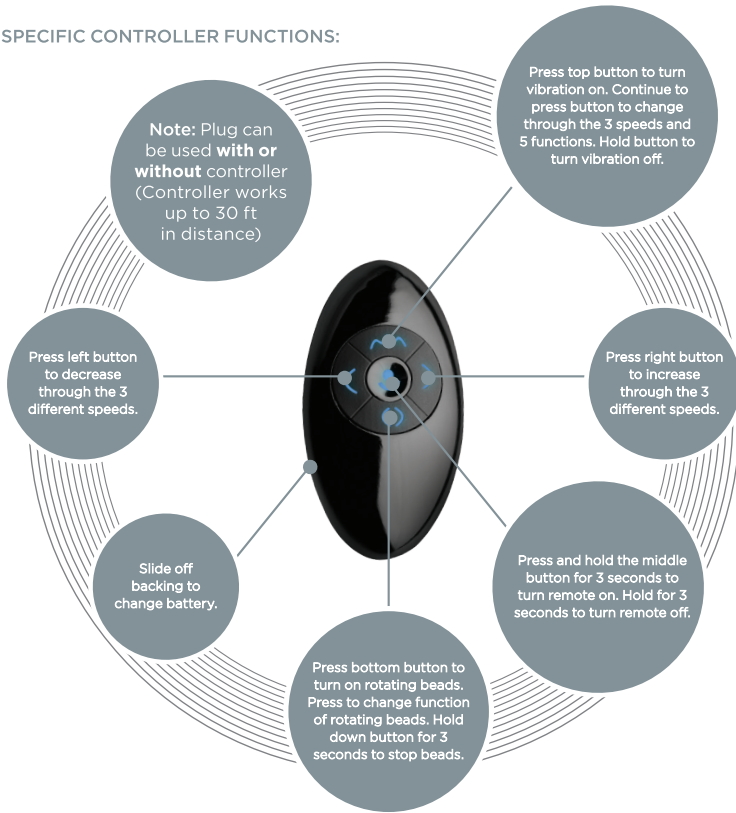
- Counter-clockwise
- Clockwise
- Alternating

Pressing the power button to change rotation
function will change rotation speed to low speed.

3

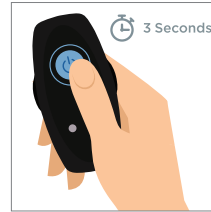
RIMMERS™

SPECIFIC CONTROLLER FUNCTIONS:



4

RIMMERS™

**Power Off Plug or Remote:**

Press and hold the power button on plug or remote for 3 seconds to immediately shut off of the plug.

To Charge:

Connect the magnetic charge points at the base of the plug to the included charging cord. Insert the USB end to a computer port or USB wall adapter. The power symbol will blink while charging, then remain lit once fully charged. Charging times may vary depending on the voltage output of the power source. Plug takes 2 hours to charge, and holds the charge for 1 hour.



BODY SAFE



WATER PROOF



WIRELESS CONTROLLER



PREMIUM SILICONE



USB RECHARGEABLE



POWERFUL VIBRATION


5

RIMMERS™

CARE INSTRUCTIONS

1. Apply antibacterial toy cleaner to butt plug and thoroughly wash for 1-2 minutes under warm water
2. Allow to air dry
3. Use a moistened cloth to wipe remote control
4. Store separately from other toys
5. Remove batteries from remote control after use

ALSO AVAILABLE FROM RIMMERS



Model **I**
RIPPLED RIMMING PLUG
AF484

Model **M**
CURVED RIMMING PLUG
AF485

RIMMERSTOYS.COM

This product is sold as a novelty only. No medical claims are warranted or implied by the use of this product. Use that has an adverse effect on any function of the human body is prohibited. To avoid injury or aggravation of pre-existing conditions, this product should not be used on bruised, swollen, or inflamed areas including skin lacerations. Discontinue use immediately if irritation or discomfort occurs. Rimmers, Huntington Beach, CA 92649



PLAY HARD.